

CONNECTIONS



WREC MEMBER NEWSLETTER



PLAY IT SAFE AROUND POWER LINES!

Outdoor electrical hazards mainly come from accidental contact with overhead power lines. To stay safe, always be aware of their location and understand how your actions can create a pathway for electricity. Assume all power lines are energized.

Overhead Dangers

Always look up to avoid electrical hazards and keep a safe distance from overhead power lines. Here are a few typical situations to keep in mind for your safety:

Tree Hazards

Florida's "warmer-than-most winters" and wet summers promote vigorous tree growth, but trees and power lines can be a hazardous mix. Accidental contact with power lines often occurs during tree trimming, when trees fall onto power lines, or when children play in trees.

Precautions:

- Look up for wires before working.
- Hire a qualified arborist for tree pruning.
- Warn children not to play in trees or with toys near power lines. Tree limbs can conduct electricity, causing serious injury.

Dangers Near the Home

- Call 811 before digging to locate any underground utilities.
- Avoid opening underground transformer cabinets or entering substations.
- Keep metal objects at least 20 feet away from power lines; electricity can "jump" to conductors like ladders.

Dangers Away From the Home


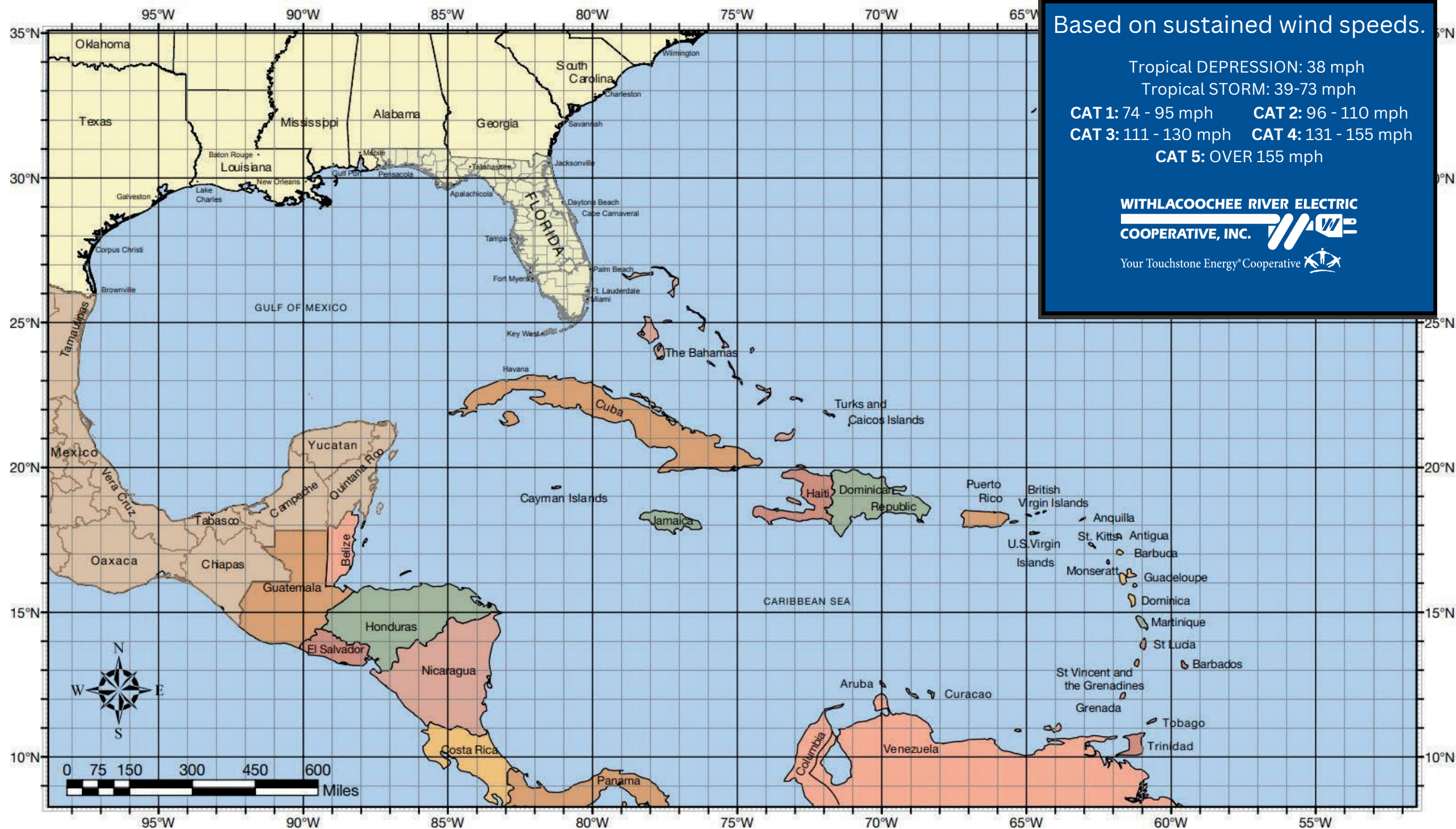
- Kites and power lines are dangerous. Warn children not to climb poles or trees near the lines. To report a down power line call WREC at 352-567-5133 and 911.
- Metal ladders and antennas conduct electricity. Keep them at least 20 feet away from overhead lines.
- Downed power lines can be hazardous even without sparking. Call 911 and WREC and stay at least 50 feet away.

Other Safety Tips

If a power line falls on your car:

- Stay inside until help arrives and the power is turned off.
- Drive away from the hazard if possible.
- If the car can't be moved and there's no immediate danger, stay put.
- Don't exit the vehicle while touching the ground and the car simultaneously.
- If you must exit due to fire, jump clear with both feet together, then shuffle with feet together or hop at least 50 feet away from the vehicle and power line.





DID YOU KNOW?

WREC HAS A STORM CENTER PAGE ON WREC.NET WITH RESOURCES FOR HURRICANE SEASON.

After a major hurricane, there is a chance that you may not have electricity for several days. **In an emergency**, contact your district office at the numbers listed on the back of your Member news. Remember, during large power outages, phone lines may be very busy for long periods of time. The most efficient way to report a power outage is through the WREC mobile app. You can also text "OUT" to 855-938-3431. Scan the appropriate QR code to download the app on your mobile device.

WREC Mobile App for Android

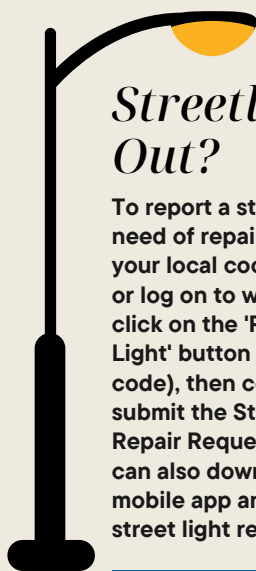


WREC Storm Center



WREC Mobile App for Apple





Streetlight Out?

To report a streetlight in need of repair, please call your local cooperative office, or log on to wrec.net and click on the 'Repair Street Light' button (or scan the QR code), then complete and submit the Street Light Repair Request Form. You can also download the WREC mobile app and request a street light repair.



Scan to Report

LOCAL WREC NUMBERS

PASCO: Billy E. Brown Corporate Center: 352-567-5133
One Pasco Center District Office: 352-588-5115
New Tampa/Wesley Chapel: 813-979-9732
Bayonet Point District Office: 727-868-9465
Land O' Lakes/Odessa: 813-972-9233

CITRUS: Crystal River District Office: 352-795-4382
Dunnellon: 352-489-6818

HERNANDO: West Hernando District Office: 352-596-4000

POLK: One Pasco Center District Office: 863-687-4396

SUMTER: Bushnell: 352-793-7813

Stay in the Know

Be sure to follow us on our social media platforms.



Scan to visit wrec.net

GENERATOR SAFETY TIPS

Safety Tips for Using a Generator

1. **Prioritize Safety:** Always put safety first when operating a generator.
2. **Read the Manual:** Thoroughly review the manufacturer's manual before using the generator.
3. **Outdoor Use Only:** Operate the generator outdoors in a well-ventilated area. Never use it indoors or in enclosed spaces like garages, basements, or crawl spaces to avoid carbon monoxide poisoning.
4. **Proper Grounding:** Ensure the generator is grounded according to the manufacturer's instructions to prevent electrical shocks.
5. **Keep Away from Children and Pets:** Keep children and pets at a safe distance from the generator while it's running to prevent accidents.
6. **Avoid Direct Connection to Home Electrical System:** Never connect a standby generator directly to your home's electrical system.
7. **Start Before Connecting Appliances:** Start the generator before plugging in any appliances.
8. **Use Heavy-Duty Extension Cords:** Connect electric appliances using heavy-duty extension cords.

CONNECTIONS is published by:

Withlacoochee River Electric Cooperative, Inc.

David B. Lambert II, Executive Vice-President & General Manager
P.O. Box 278, Dade City, FL 33526-0278

Your Board of Trustees meets on the third Tuesday of each month at 10:00 a.m. at the Corporate Office in Dade City to conduct the business of the Cooperative and its subsidiaries. **LEGAL NOTICE:** Operation Round-Up is a registered trade name for WRECares. 100% of all contributions are available for disbursement. Registration #SC-02353. A copy of the official registration and financial information may be obtained from the Division of Consumer Services by calling toll-free from within the state. Registration does not imply endorsement, approval or recommendation by the state. 1-800-435-7352.

**WITHLACOOCHEE RIVER ELECTRIC
COOPERATIVE, INC.**



Your Touchstone Energy Cooperative

